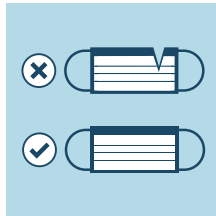


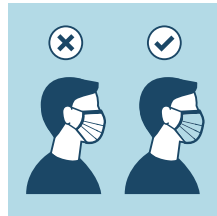
HOW TO WEAR A SURGICAL MASK



WASH YOUR HANDS BEFORE WEARING A MASK




CHECK THE NEW MASK TO MAKE SURE IT'S NOT DAMAGED



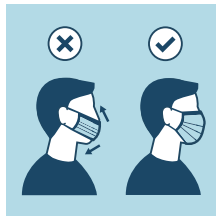
ENSURE THE PROPER SIDE OF THE MASK FACES OUTWARDS



LOCATE THE METALLIC STRIP AND PLACE IT ON THE NOSE BRIDGE



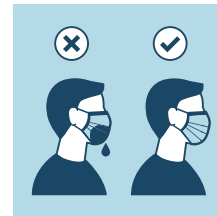
SECURE THE STRINGS BEHIND YOUR HEAD OR OVER YOUR EARS



COVER MOUTH AND NOSE FULLY MAKING SURE THERE ARE NO GAPS




PRESS THE METALLIC STRIP TO FIT THE SHAPE OF THE NOSE




REPLACE THE MASK IF IT GETS DAMP AND DO NOT REUSE IT



DO NOT TOUCH THE MASK WHILE USING IT, IF YOU DO WASH YOUR HANDS



REMOVE THE MASK FROM BEHIND BY HOLDING THE STRINGS WITH CLEAN HANDS



DISPOSE THE MASK IN A CLOSED BIN WITHOUT TOUCHING THE FRONT



LEARN HOW TO USE THE MASK PROPERLY

WHEN SHOULD YOU USE A MASK?



IF YOU COUGH, SNEEZE, HAVE FEVER OR RECOVERING FROM ILLNESS



IF YOU ARE IN CONTACT WITH AN INFECTED PERSON



IF YOU ARE A HEALTHCARE WORKER IN HIGH RISK AREAS



AS PRESCRIBED BY YOUR LOCAL PUBLIC HEALTH AUTHORITY IN HIGH RISK AREAS